



EMF Harmony Mobility+ Gas Discharge Visualization Test

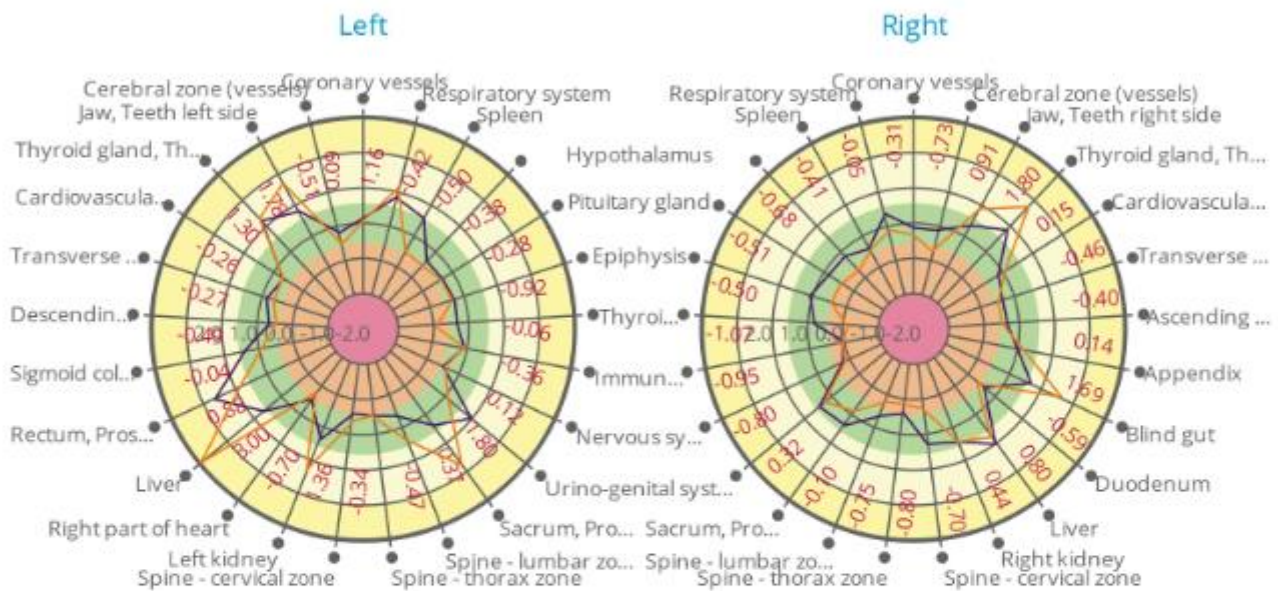
The following slides show the results of a test performed on a healthy subject using a Gas Discharge Visualization (GDV) machine made by Bio-Well.

The results in orange in each of the three analyses represent the default state of the subject, and the results in violet represent the state of the subject after wearing the EMF Harmony Mobility+ bracelet for 4 minutes.

Functional State of the Body

Area diagram

Reflects energy re-distribution for different organs and systems based on Area parameter.



Color	Name	HS left	HS right
Orange	2019-07-12 22_07 - M+L-Denise	0.23	-0.14
Purple	2019-07-12 22_11 - M+L-Denise	0.17	0.03

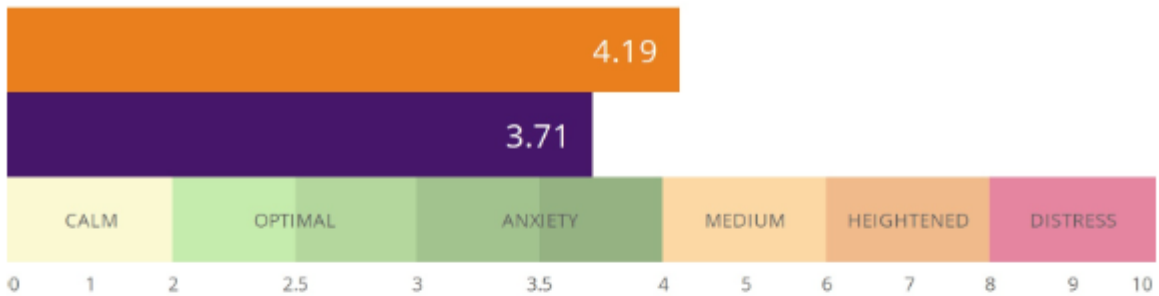
The Area diagram is designed for analysis of the functional state of the human body, by comparing the glow Area of the fingertip and calibration cylinder.

The optimal energy level corresponds to the green zone in the middle. The inner circle is the area of energy deficiency (hypo-energy state). The outer ring is the area of energy excess (hyper-energy state).

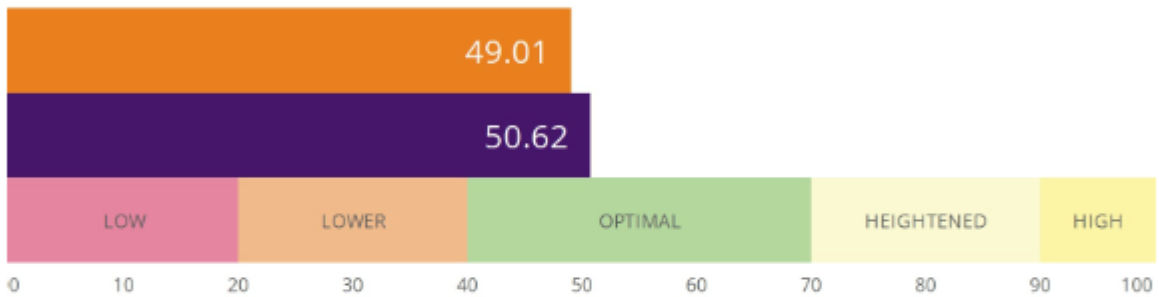
Comments: The functional state of the subject shows notable improvements in many areas with use of the Mobility+, most especially in inflammation response.

Stress/Energy/Balance/Organs

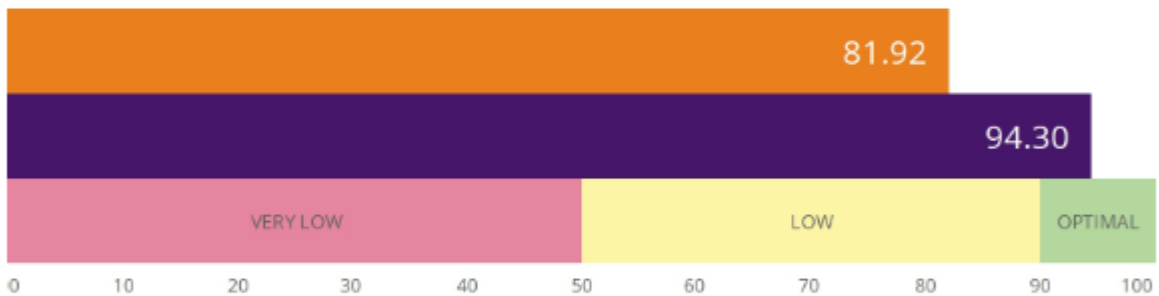
STRESS



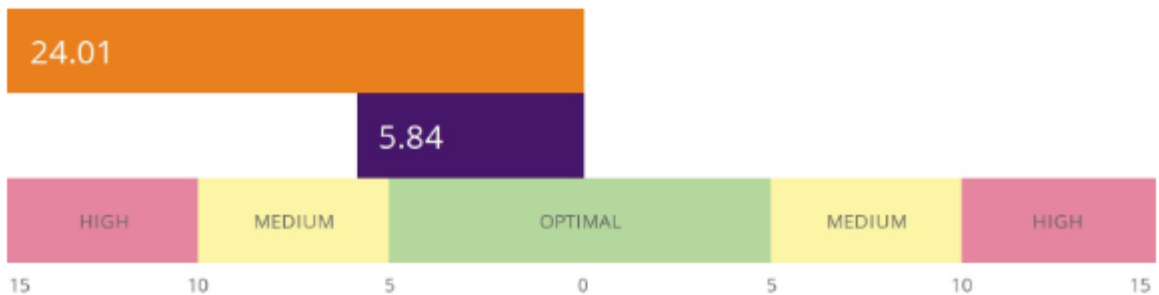
ENERGY



BALANCE



*ORGANS DISBALANCE, %



2019-07-12 22_07 - M+L-Denise

2019-07-12 22_11 - M+L-Denise

Stress/Energy/Balance/Organs

Stress – characterizes the level of anxiety, reaction to the internal and external impacts, and is measured in Relative units from 0 to 10, where 10 corresponds to the highest level of stress.

- **0 - 2** - very calm, relaxed people that may be due to several factors: deep meditation, complete inner peace; the effects of psychedelics; deep sleep in the peaceful phase; at the same time it may be the case of chronic depression or in some cases inflammation, severe disease.
- **2 - 3** - normal calm quiescent state.
- **3 - 4** - the state of anxiety. The state of permanent anxiety without relaxations may be the reason for serious problems.
- **4 - 6** - the excited stress state characteristic of active work, excitement, intense activity. This state is typical in high-level managers, militaries and people with responsible jobs. It may be related as well to the high anxiety level.
- **6 - 8** - at least six possible situations:
 - The reaction to a previous stressful situation (an unpleasant conversation, illness, failure in the training process, driving in stressful conditions, etc.). In this case, it is necessary to calm the patient and repeat the measurement after half an hour.
 - Increased nervousness, accumulated over long periods of time stress, emotional stress, autonomic dysfunction.
 - People with a special type of mentality that can quickly switch from a state of extreme excitement, nervousness, in the quiescent state.
 - The state of overtraining, fatigue, risk of injury.
 - Athletes in the moment of competition, actors at the performance, students at exams, etc.
 - Children in a state of nervous excitement.
- **8 - 10** - a very high level of stress, the peak of emotional excitement. If a patient with activation level 8-10 appears calm, this could indicate a dangerous situation: the person is on the verge of a nervous breakdown, so be aware and exercise caution.

Energy

Demonstrates the energy of the glow for the particular person in Joules ($\times 10^{-2}$).

- **0 - 20 Joules ($\times 10^{-2}$)** - low energy (may be related to energy deficiency, as well as to meditative state)
- **20 - 40 Joules ($\times 10^{-2}$)** - decreased energy
- **40 - 70 Joules ($\times 10^{-2}$)** - typical energy
- **70 - 90 Joules ($\times 10^{-2}$)** - heightened energy - characteristic of people with high level of energy
- **90 - 100 Joules ($\times 10^{-2}$)** - high energy - typical for athletes, top managers, at the same time may be an indication of inflammation.

Balance

- **0 - 50%** - very low balance - indication of serious mis-functioning
- **50% - 90%** - low balance - indication of functional disorder
- **90% - 100%** - typical balance

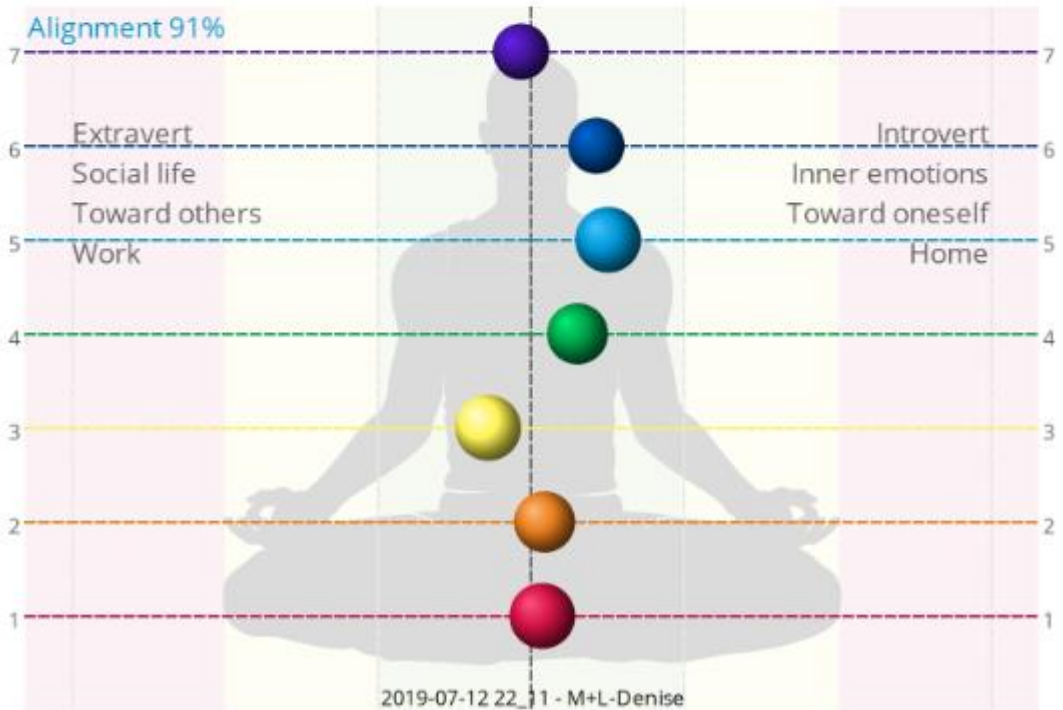
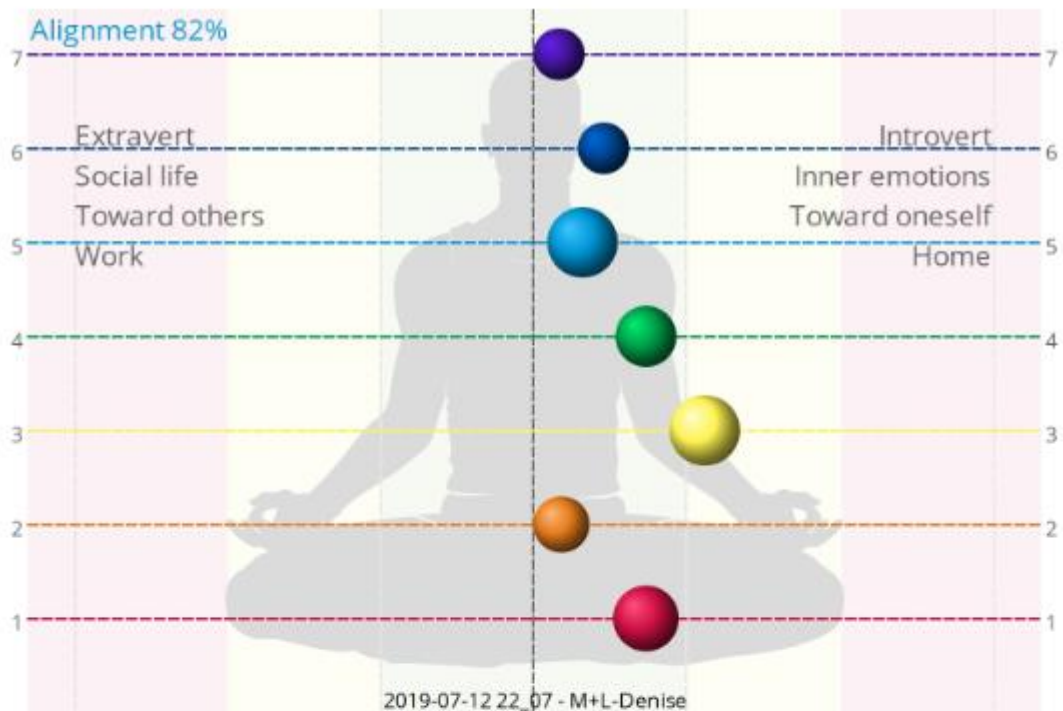
Organs imbalance (experimental parameter)

Level of imbalance between overall energy of the glow of sectors present on both hands. It is presented in % of deviation from the average value of two hands and is directly connected with the "Balance" graph. Left hand is connected with the right brain hemisphere and with activation/excitation processes. Right hand is connected with the left brain hemisphere and slowing down/energy saving processes.

- **0 - 5%** - optimal balance between left and right parts;
- **5% - 10%** - average imbalance - temporary adaptation reaction of the organism to any internal or external processes;
- **10% - >15%** - high imbalance - adaptation to extreme influences.

Comments: The disorder caused by stress is significantly reduced with use of the Mobility+, the energy has increased, and the organ balance has improved notably.

Chakra Balance



Comments: The use of Mobility+ results in a more natural, relaxed reorientation of the main chakras, whereby it should be noted that the base value is already above average and yet still shows a significant improvement.

About the Bio-Well



Dr.
Korotkov



Bio-Well device has been developed by an international team led by Dr. Konstantin Korotkov and brings the powerful technology known as Electro-Photonic Imaging or Gas Discharge Visualization (EPI/GDV) to market in a more accessible way than ever before. Bio-Well has been specifically developed to allow a user to quickly and easily conduct human energy scans. EPI/GDV Technique is the computer registration and analysis of electrophotonic emissions of different objects, including biological (specifically the human fingers) resulting from placing the object in the high-intensity electromagnetic field.

When a scan is conducted, a weak electrical current is applied to the fingertip for less than a millisecond. In response to this stimulus fingertip emits electrons, which are striking and exciting air molecules. Excited air molecules create gas discharge or glow. This glow is captured by the videocamera and then digital image of the glow is processed by the Bio-Well Software to show energy & stress evaluations. Each scan returns a wealth of meaningful information to provide you with a truly holistic view of the state of your wellbeing.

The image created in Bio-Well Software is based on the concept of acupuncture points and is verified by more than 20 years of clinical experience by hundreds of medical doctors and researchers with many thousands of patients.

If you want to know more about Bioenergy address to www.bio-well.com



www.bio-well.com